



# TIMEWORN



product catalog

CUSTOM SOLID WOOD RESTAURANT TABLE TOPS

# table of contents

ABOUT TIMEWORN WOOD..... 3

CLASSIC TABLE TOPS ..... 4

BUTCHER BLOCK TABLE TOPS..... 6

DISTRESSED TABLE TOPS ..... 8

WIDE PLANK TABLE TOPS..... 10

RUSTIC TEXTURE TABLE TOPS .....12

STANDARD PLANK TABLE TOPS.....14

ENHANCEMENTS.....16

TABLE BASES .....20

COMMUNAL TABLES.....21

BAR TOPS ..... 22

CASE STUDY..... 24

MEET JARED & AMANDA ..... 26





## about timeworn

TimeWorn Wood is a family-owned manufacturer specializing in custom solid-wood restaurant tabletops, bar tops, and communal tables built for commercial environments.

Founded by Jared and Amanda Groebner, the company combines hands-on craftsmanship with production-level consistency, building every piece in Minnesota using American-sourced lumber and proven commercial finishes.

Our focus is simple: products that install cleanly and deliver exceptional long-term performance in demanding restaurant settings. We work directly with restaurant owners, designers, architects, and purchasing companies who value durability and details that have a meaningful impact on restaurant design.

### people & process

Our process is built on precision at every step. We begin with carefully selected materials, verify the moisture content of every board, and use advanced CNC machining, precision joinery, and commercial finishing techniques designed for front-of-house environments.

We build our own shipping crates to protect each piece through real-world freight conditions.

Most importantly, the majority of our team has been here for more than 15 years, and that experience shows in the care and consistency behind everything we make.

# classic table tops

## about

The Classic Line delivers long-term stability and dependable performance for commercial environments. This made-to-order product is constructed from quarter-sawn and rift-sawn lumber, with standardized specifications for durability and repeatability.

### CLASSIC LINE SPECS

WOOD SOURCE: NEW

THICKNESS: 1 1/2" (OTHERS BY REQUEST)

PLANK WIDTH: 1 1/4"

EDGE PROFILE: 1/8"  
(OTHERS BY REQUEST)

CORNER PROFILE: 1/8"  
(OTHERS BY REQUEST)

FINISH: TOP, SIDES, AND BOTTOM ARE SEALED WITH MULTIPLE COATS OF COMMERCIAL GRADE ACRYLIC POLYURETHANE IN A MATTE SHEEN. WOOD TONE PUTTY IS USED TO FILL HOLES AND CHARACTER MARKS.

SHEEN: MATTE (OTHERS BY REQUEST)


SKU PREFIX: CL

INDOOR USE ONLY


LEAD TIME: 3-4 WEEKS (MAY VARY BY PRODUCT & QUANTITY)

CLEANING: WE RECOMMEND WARM SOAPY WATER, LYSOL PRO WIPES, CLOROX WIPES OR SIMILAR.

classic maple




ORIGINAL




TRUFFLE




TOFFEE




WALNUT




CHESTNUT



CHARCOAL




PAPRIKA



PECAN


classic white oak



WHITE




ORIGINAL




HONEY




TOFFEE



PAPRIKA




PECAN




TRUFFLE


classic ash




ORIGINAL




HONEY



PAPRIKA




PECAN




TRUFFLE


classic walnut



ORIGINAL




COFFEE

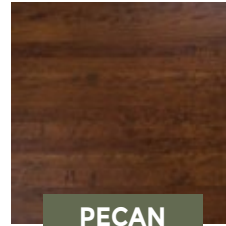


TRUFFLE


classic cherry



ORIGINAL



PECAN



MERLOT

# butcher block table tops

## about

The Butcher Block Line brings warmth and a clean edge-grain look to restaurants, hospitality, and commercial spaces. This made-to-order line is constructed from full-length, quarter-sawn lumber, which keeps grain movement predictable and long-term durability exceptional.

### BUTCHER BLOCK LINE SPECIFICATIONS

WOOD SOURCE: NEW

THICKNESS: 1 3/4" (OTHERS BY REQUEST)

PLANK WIDTH: 3/4"

EDGE PROFILE: 1/8"  
(OTHERS BY REQUEST)

CORNER PROFILE: 1/8"  
(OTHERS BY REQUEST)

FINISH: TOP, SIDES, AND BOTTOM ARE SEALED WITH MULTIPLE COATS OF COMMERCIAL GRADE ACRYLIC POLYURETHANE IN A MATTE SHEEN. WOOD TONE PUTTY IS USED TO FILL HOLES AND CHARACTER MARKS.

SHEEN: MATTE (OTHERS BY REQUEST)


SKU PREFIX: BB

INDOOR USE ONLY

LEAD TIME: 3-4 WEEKS (MAY VARY BY PRODUCT & QUANTITY)

CLEANING: WE RECOMMEND WARM SOAPY WATER, LYSOL PRO WIPES, CLOROX WIPES OR SIMILAR.


oak




ORIGINAL



TOFFEE




PECAN




BOURBON

walnut




ORIGINAL



CHOCOLATE

nutty oak



ORIGINAL



WALNUT | ORIGINAL

# distressed table tops

## about

Our Distressed Line brings lively variation to every space, pairing hand-applied character with stable construction for commercial use. Offered in new and reclaimed wood, these tops deliver authentic texture and controlled character with dependable performance.

### **DISTRESSED LINE SPECIFICATIONS**

**WOOD SOURCE: AVAILABLE IN NEW  
& RECLAIMED**

**THICKNESS: 1 1/2" (OTHERS BY REQUEST)**

**PLANK WIDTH: 1 1/4-1 3/4"**

**EDGE PROFILE: MIX OF EASED &  
HAND-SCRAPED**

**CORNER PROFILE: HAND-SCRAPED**

**FINISH: TOP, SIDES, AND BOTTOM ARE SEALED WITH  
MULTIPLE COATS OF COMMERCIAL GRADE ACRYLIC  
POLYURETHANE IN A MATTE SHEEN. WOOD TONE  
PUTTY IS USED TO FILL HOLES AND CHARACTER  
MARKS.**

**SHEEN: MATTE (OTHERS BY REQUEST)**


**SKU SUFFIX: DT & NT**

**INDOOR USE ONLY**


**LEAD TIME: 3-4 WEEKS (MAY VARY BY PRODUCT &  
QUANTITY)**

**CLEANING: WE RECOMMEND WARM SOAPY WATER,  
LYSOL PRO WIPES, CLOROX WIPES OR SIMILAR.**


classic




MAPLE



OAK




CHERRY




WALNUT

natural



PINE



OAK



OAK | ORIGINAL

# wide plank table tops

## about

Our Wide Plank Line creates natural rhythm by allowing grain patterns to flow across full-width boards. Using 2–6” planks, the layout highlights strong, organic movement while maintaining a composed, intentional look. The robust thickness reinforces the authentic plank character and visual depth.

### WIDE PLANK LINE SPECIFICATIONS

WOOD SOURCE: NEW

THICKNESS: 1 3/4” (OTHERS BY REQUEST)

PLANK WIDTH: 2-6”

EDGE PROFILE: 1/8” (OTHERS BY REQUEST)

CORNER PROFILE: 1/8”  
(OTHERS BY REQUEST)

FINISH: TOP, SIDES, AND BOTTOM ARE SEALED WITH MULTIPLE COATS OF COMMERCIAL GRADE ACRYLIC POLYURETHANE IN A MATTE SHEEN. WOOD TONE PUTTY IS USED TO FILL HOLES AND CHARACTER MARKS.

SHEEN: MATTE (OTHERS BY REQUEST)


SKU PREFIX: MP

INDOOR USE ONLY

LEAD TIME: 3-4 WEEKS (MAY VARY BY PRODUCT & QUANTITY)


CLEANING: WE RECOMMEND WARM SOAPY WATER, LYSOL PRO WIPES, CLOROX WIPES OR SIMILAR.

mixed plank maple




ORIGINAL

mixed plank walnut



ORIGINAL



FOG



MAPLE | ORIGINAL

# rustic texture table tops

## about

The Rustic Texture Line provides busy dining rooms with a fully filled texture and reliable character that stays smooth for comfortable daily service. This style includes 100% natural character that is fully filled with an industrial finish that keeps each surface clean and free of wear and tear.

### RUSTIC LINE SPECIFICATIONS

WOOD SOURCE: AVAILABLE IN NEW & RECLAIMED

WOOD THICKNESS: 1 3/4"  
(OTHERS BY REQUEST)

PLANK WIDTH: 2-6"

EDGE PROFILE: MIX OF EASED & HAND-SCRAPED

CORNER PROFILE: HAND-SCRAPED

FINISH: TOP, SIDES, AND BOTTOM ARE SEALED WITH MULTIPLE COATS OF COMMERCIAL GRADE ACRYLIC POLYURETHANE IN A MATTE SHEEN. WOOD TONE PUTTY IS USED TO FILL HOLES AND CHARACTER MARKS.

SHEEN: MATTE (OTHERS BY REQUEST)

SKU PREFIX: RP

INDOOR USE ONLY

LEAD TIME: 3-4 WEEKS (MAY VARY BY PRODUCT & QUANTITY)


CLEANING: WE RECOMMEND WARM SOAPY WATER, LYSOL PRO WIPES, CLOROX WIPES OR SIMILAR.

pine

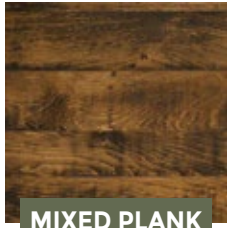


WHITE


walnut



ORIGINAL



MIXED PLANK



ORIGINAL



PINE | ORIGINAL

# standard plank table tops

## about

Our Standard Plank Line is comprised of 100% Reclaimed Wood table tops offering restaurants an authentic surface built from 150-year-old barn wood that carries character and history forward. The dense old-growth wood improves durability and supports heavy usage while preserving natural variation, character and visual warmth.

### STANDARD PLANK LINE SPECIFICATIONS

WOOD SOURCE: RECLAIMED

THICKNESS: 1 3/4" (OTHERS BY REQUEST)

PLANK WIDTH: 1 1/2"-2" MIX

EDGE PROFILE: 1/8"  
(OTHERS BY REQUEST)

CORNER PROFILE: 1/8"  
(OTHERS BY REQUEST)

FINISH: TOP, SIDES, AND BOTTOM ARE SEALED WITH MULTIPLE COATS OF COMMERCIAL GRADE ACRYLIC POLYURETHANE IN A MATTE SHEEN. WOOD TONE PUTTY IS USED TO FILL HOLES AND CHARACTER MARKS.

SHEEN: MATTE (OTHERS BY REQUEST)


SKU PREFIX: SP

INDOOR USE ONLY




LEAD TIME: 3-4 WEEKS (MAY VARY BY PRODUCT & QUANTITY)

CLEANING: WE RECOMMEND WARM SOAPY WATER, LYSOL PRO WIPES, CLOROX WIPES OR SIMILAR.

oak



pine



OAK | BOURBON

# enhancements

## about

Restaurant tabletop enhancements allow you to fine-tune performance, durability, and guest experience without redesigning your floor plan. These options focus on the details that deliver real operational value, from faster installation and consistent specifications to safer aisles, protected edges, and quieter dining rooms. Thoughtfully chosen enhancements help restaurant owners improve day-to-day function while providing an improved and intentional design.

### ADDITIONAL ENHANCEMENTS THAT ARE AVAILABLE BUT NOT SHOWN:

- RADIUS & CLIPPED CORNERS
- SOUND PADDING
- POWER & DATA GROMMETS
- ENGRAVED AND INLAYED LOGOS
- IRREGULAR SHAPED TABLES
- THICKER OR THINNER TABLES
- EDGE BANDS
- ARCHITECTURAL WALL PANELS
- SHELVING
- WOOD STOOL AND CHAIR SEATS
- WALL ART

## DROP-LEAF

DROP-LEAF RESTAURANT TABLES GIVE RESTAURANT OWNERS A PRACTICAL WAY TO ADJUST SEATING AND CIRCULATION THROUGHOUT THE DAY WITHOUT MOVING TABLES OR CHANGING THE OVERALL LAYOUT. THE FOLD-DOWN LEAVES EXPAND TABLE SPACE DURING PEAK SERVICE AND TUCK AWAY WHEN ADDITIONAL AISLE CLEARANCE IS REQUIRED, MAKING THEM WELL SUITED FOR RESTAURANTS THAT NEED FLEXIBILITY. BUILT WITH PRECISE HINGE AND HARDWARE ALIGNMENT, THESE TABLES MOVE SMOOTHLY DURING BUSY SERVICE WHILE PRESERVING A CLEAN, CONSISTENT AESTHETIC THROUGHOUT THE RESTAURANT.

## drop-leaf square to round



TOP VIEW - OPEN



TOP VIEW - CLOSED

## drop-leaf rectangle



TOP VIEW - OPEN



TOP VIEW - CLOSED

## PRE-DRILLING

PRE-DRILLING FOR TABLE BASES SIMPLIFIES INSTALLATION BY MACHINING PRECISE PILOT HOLES ON THE UNDERSIDE OF EACH TABLETOP TO MATCH THE INTENDED BASE LAYOUT, THEN SEALING ALL SURFACES SO TABLES ARRIVE CLEAN, PROTECTED, AND READY TO INSTALL. CHOSEN BY OVER 90 PERCENT OF CUSTOMERS, THIS PROCESS REMOVES GUESSWORK DURING SETUP, IMPROVES CONSISTENCY ACROSS THE ROOM, AND REDUCES INSTALLATION VARIABLES BEFORE CREWS ARRIVE ON SITE. AT \$8 PER BASE, PRE-DRILLING TYPICALLY SAVES \$40 TO \$60 AND ABOUT 20 MINUTES PER BASE WHILE DELIVERING ACCURATE, CENTERED BASE PLACEMENT AND FEWER ON-SITE ADJUSTMENTS. PILOT HOLES ARE PROGRAMMED DIRECTLY INTO OUR CNC WHEN BASES ARE SUPPLIED BY TIMEWORN, ENSURING 100 PERCENT ACCURACY FROM TABLE TO TABLE.

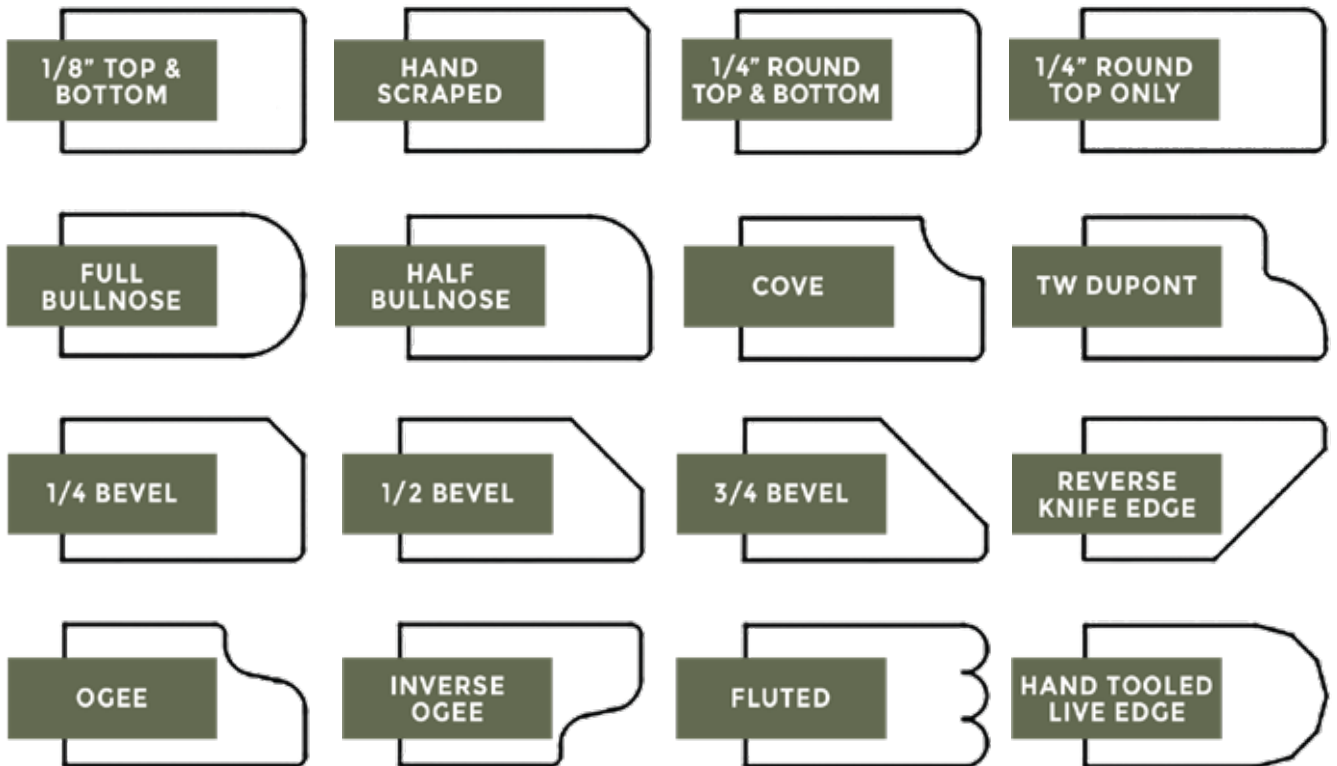


# enhancements



## EDGE PROFILES

TABLE EDGE PROFILES SHAPE HOW GUESTS INTERACT WITH RESTAURANT TABLETOPS AND PLAY A KEY ROLE IN COMFORT, DURABILITY, AND OVERALL BRAND FEEL. THE RIGHT EDGE BALANCES VISUAL PROPORTION WITH A COMFORTABLE TOUCH, SUPPORTING DAILY SERVICE WHILE REINFORCING A RESTAURANT'S DESIGN INTENT. SOFTER, ROUNDED PROFILES PROMOTE EASE OF MOVEMENT AND GUEST COMFORT IN HIGH-TRAFFIC AREAS, WHILE SHARPER PROFILES CONVEY PRECISION AND A MORE CONTEMPORARY TONE. CONSISTENT EDGE SELECTION ACROSS THE DINING ROOM IMPROVES VISUAL HARMONY, SIMPLIFIES MAINTENANCE, AND STRENGTHENS BRAND RECOGNITION, ESPECIALLY WHEN COORDINATED WITH TABLETOP THICKNESS, BASE SELECTION, AND LOGO PLACEMENT. THOUGHTFUL EDGE DETAILING ENSURES EACH TABLETOP CONTRIBUTES TO A COHESIVE, PROFESSIONAL RESTAURANT DESIGN THAT FEELS INTENTIONAL FROM THE FIRST TOUCH.



## WATERFALL TABLES

WATERFALL EDGE TABLES CARRY WOOD GRAIN SEAMLESSLY FROM THE TOP SURFACE DOWN INTEGRATED SIDE PANELS, CREATING A CONTINUOUS VISUAL LINE THAT DELIVERS A BOLD ARCHITECTURAL STATEMENT IN ANY DINING ROOM. MATERIAL CONTINUITY ACROSS PRECISE MITERS GIVES THE FORM A REFINED, GALLERY-QUALITY APPEARANCE THAT NATURALLY BECOMES A FOCAL POINT OF THE SPACE AND PHOTOGRAPHS EXCEPTIONALLY WELL. VALUED FOR THEIR VISUAL IMPACT RATHER THAN ADDED COMPLEXITY, WATERFALL TABLES ELEVATE PERCEPTION, REINFORCE A COMMITMENT TO DESIGN, AND LEAVES A LASTING IMPRESSION WITH EVERY PATRON.



# table bases

## about

TimeWorn restaurant table bases are designed to make specification simple while delivering long-term performance in commercial dining environments. Our full range covers dining and bar heights, multiple footprints, materials, and mounting options so bases can be matched precisely to the table size, layout, and traffic demands of each space. Standardized plate sizes, consistent mounting patterns, and pre-drilling options streamline installs and ensure repeatability across single locations or multi-unit rollouts.

J1 BASES ARE OUR EVERYDAY WORKHORSES, OFFERING CLASSIC 3- AND 4-PRONG X AND T STYLES, ROUND DISCS, AND PEDESTAL OPTIONS IN BOTH DINING AND BAR HEIGHTS. AVAILABLE IN CAST IRON, WELDED STEEL, AND 304 STAINLESS STEEL, THESE BASES ARE BUILT FOR STABILITY, DURABILITY, AND DAILY SANITATION. MANY MODELS FEATURE SPIN-RESISTANT SPIDERS AND COLUMNS THAT KEEP TABLETOPS TIGHT OVER TIME, MAKING J1 BASES A RELIABLE CHOICE FOR MOST INTERIOR DINING APPLICATIONS.

FLAT<sup>®</sup> TECHNOLOGY IS ENGINEERED TO SOLVE WOBBLE ON UNEVEN FLOORS. FACTORY FLAT BASES AUTOMATICALLY STABILIZE AND LOCK UNDER PRESSURE, WHILE FLAT EQUALIZERS RETROFIT MANY STANDARD BASES USING THREADED FEET TO LEVEL AND ALIGN ADJOINING TABLES WITHOUT WEDGES OR SHIMS. IDEAL FOR PATIOS, TILE, AND HISTORIC FLOORS, FLAT TECH BASES IMPROVE GUEST COMFORT AND STAFF EFFICIENCY WHILE PRESERVING CLEAN LINES AND CONSISTENT TABLE HEIGHTS THROUGHOUT THE SPACE.

# communal tables

## about

Communal tables bring guests together while maximizing seating within the same footprint, making them a smart choice for restaurants, breweries, universities, and hospitality spaces that value both efficiency and atmosphere. Each table is handcrafted with solid wood tabletops and precision-engineered bases designed for long-term commercial use. Length, width, height, species, and finish are fully customizable, with options for power & data grommets, hidden wiring, and extensive spans. Whether paired with wood or metal bases, every communal table is built to match your layout, reflect your brand, and support daily service with confidence.

Beyond seating capacity, communal tables shape the energy and flow of a room. Their shared format encourages conversation, creates an inclusive dining experience, and often improves turnover by accommodating large groups more efficiently than individual tables. We reinforce long spans with proven joinery, finish all surfaces with commercial-grade acrylic polyurethane, and seal the underside to protect against humidity and movement. Open-leg designs and adjustable base placement also make ADA-compliant layouts easier to achieve without sacrificing strength or visual impact. Durable, adaptable, and visually striking, communal tables remain one of the most effective investments in modern restaurant design.



CHOPHOUSE



PENNSYLVANIA



NEW YORK



MARYLAND

# bar tops

## about

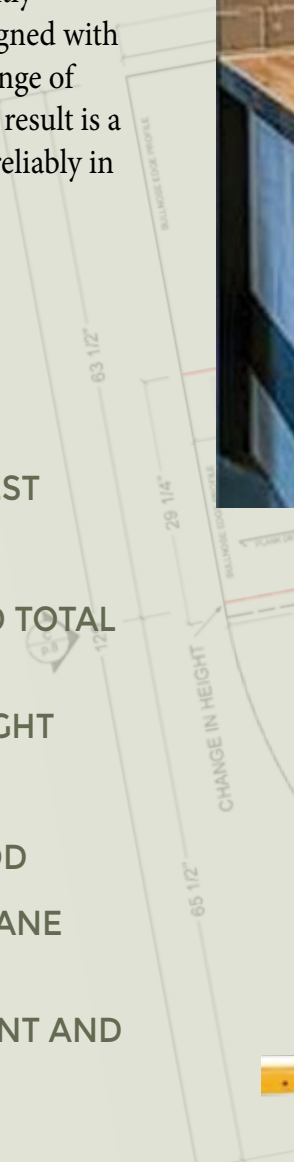
Our restaurant bar tops are built for high-traffic bars, taprooms, and restaurants where durability matters as much as appearance. Each bar top is made-to-order from real wood, fully customizable through our manufacturing process, and finished with an industrial-grade acrylic polyurethane engineered to withstand nightly service, heat, and chemical exposure. Long runs are designed with hidden connectors for clean, seamless installs, while a range of edge profiles allows you to dial in comfort and style. The result is a warm, authentic wood bar surface designed to perform reliably in demanding commercial environments

## FEATURES & SPECS

- SHOP DRAWINGS PROVIDED WITH EVERY BAR TOP
- 3D RENDERINGS AVAILABLE UPON REQUEST
- SINGLE PIECES UP TO 14' LONG
- HIDDEN CONNECTORS ALLOW UNLIMITED TOTAL LENGTH
- ANY SHAPE—CURVED, ANGLED, OR STRAIGHT
- WIDTHS UP TO 6' IN A SINGLE SOLID SLAB
- THICKNESS: 1 1/4" TO 2 1/4" SOLID HARDWOOD
- INDUSTRIAL-GRADE ACRYLIC POLYURETHANE FINISH
- COMPATIBLE WITH UNDER-BAR EQUIPMENT AND ADA GUIDELINES
- OPTIONAL CUSTOM INLAYS, LOGOS, EDGE PROFILES & TRIM
- MADE FROM SUSTAINABLY SOURCED AMERICAN HARDWOODS




ITEM: WDS 409.4 COUNTERTOP  
UNIT - MULTIPLE  
NOTES: Bullnose  
TO END JOINTS AS NE  
FULL LENGTH BO



PLAN VIEW  
1-1/2" = 1'-0"

PRODUCT THICKNESS  
PLANK WIDTH  
EDGES  
TEXTURE  
FINISH



# case study: foxhole brewhouse




## crafting ambiance & connection: the timeworn & foxhole brewhouse collaboration

A huge majority of our work at TimeWorn is wonderful repeat customers and Foxhole Brewhouse in Willmar, Minnesota is one of those repeat relationships.

Foxhole Brewhouse was established in 2015 by Ryan and Liv Fuchs. Grant and Cari Huisinga joined the Foxy crew in 2022 to extend the Foxhole experience to excellence through food. But Foxhole Brewery is more than just a place to enjoy good beer and food—the brewery has become a cultural hotspot in Willmar. With an emphasis on community engagement, combined with a relentless pursuit of brewing excellence, Foxhole Brewery is positioned as a beloved destination for locals and visitors alike.

Foxhole Brewhouse has emerged as a beacon of craft beer and community through their unique and inviting atmosphere. This atmosphere has been created through their partnership with Timeworn, a specialist in crafting wood restaurant furniture and architectural elements.

“The moment I met the owners of Timeworn, I knew they were a great fit”, Liv recounts, highlighting the immediate connection and shared vision that set the tone for the entire project. The process was hands-on and immersive, with Grant noting, “we had a lot of samples and could actually feel and test and appreciate the density of what we were considering.” This tactile experience was crucial in selecting the perfect materials for Foxhole’s varied seating arrangements and surfaces, from brewery tables and community tables to high-top and low-top tables, as well as





the custom bar tops that have become a focal point of the space.

Timeworn's dedication to excellence and personalization is evident in the intricate CNC work on the bar fronts, which Liv calls "phenomenal". This workmanship shows how Timeworn can combine artistry and functionality, while also giving the brewpub a unique character. The relationship fostered a close, personal bond that went beyond business. "Working with Amanda and Jared at Timeworn is truly a pleasure." Liv says, "I feel like they're actually part of our family now."

Timeworn's advice and assistance were crucial in making the best use of the available space in the brewhouse, making sure that every piece of furniture not only fulfilled its intended function but also enhanced the overall design and ambiance. Liv says, "They will help you every step of the way and guide you in what will fit and not fit," expressing gratitude for the careful consultation that enabled them to realize their dream.

One notable aspect of Timeworn's products was their durability and quality. Liv affirmed that, "honestly, their product is rock solid", which is a testament to the materials and craftsmanship that characterize Timeworn's offerings.

The collaboration between Foxhole Brewhouse and Timeworn is a testament to the power of shared values, craftsmanship, and the pursuit of creating spaces that bring people together.

"THEIR PRODUCT IS  
ROCK SOLID"

—LIV FUCHS

# meet the owners

## jared groebner, head dude

Jared is the co-owner of TimeWorn Wood, established in 2009. Prior to this, he brings extensive experience in utilizing reclaimed wood for log and timber frame home construction from 2004 to 2009. Before that, he was a custom home builder from 1997 to 2004. He also holds a bachelor's degree in architecture, which he obtained between 1992 and 1996, thus underlining his deep understanding of design and construction.

From his earliest moments, construction has been an integral part of his life; indeed, his mother actually went into labor with him while assisting his father in the deconstruction of a house. As he grew up, he dedicated his youth to sports and helping his father, including tasks such as staking out house foundations for excavation and assisting in the crafting of custom cabinets during the winter months. His father, a master carpenter, honed his craft for 45 years, undoubtedly imparting invaluable skills and knowledge to him.

Jared is head of the production and finishing teams; moreover, he leads the company's product research, product development, and advertising. With his deep appreciation for all things wood and a knack for finding beauty where others assume waste, Jared's passion inspires creativity and enthusiasm in the shop.

---

## amanda groebner, boss of everything

Amanda co-owns TimeWorn Wood since 2009. She began collaborating with Jared in 2005. They built custom log and timber frame homes. Amanda holds a Bachelor's degree in Interior Design. Her focus was Historic Restoration. She studied at Minnesota State University, Mankato. This shows her passion for beautifully crafted furniture. It also highlights their historical significance.

Growing up on a working farm, Amanda's earliest memories were filled with sketches of furniture designs and floor plans, a pastime that foreshadowed her future career. Her father, a farmer and a jack-of-all-trades, involved her in various projects, instilling skills she would later use daily in her profession. The time spent on farm chores, especially in and around their picturesque barn, sparked her imagination about the stories old wood could tell.

Amanda's comprehensive role at TimeWorn Wood is clear. Her title aptly summarizes it. She is the operation's linchpin. She oversees and executes many tasks. These are too long to list fully. However, a short version includes: sourcing lumber, inventory management, shipping, estimating, drafting, and sales. She often serves as the primary contact. This applies to most, if not all, of TimeWorn's clientele. This multifaceted role cements her as the "Boss of Everything." She upholds this title with dedication and expertise.



320.974.3113

INFO@TIMEWORNUSA.COM

WWW.TIMEWORNUSA.COM